



Mumbles®





Mumbles toys are a world of soft plush fur, lovingly designed to be decorated and personalised for the gifting and promotional market. As well as traditional bears, the range includes Print Me's, Zippies and the NEW Squidgy's range, all suitable for direct decoration.

DECORATING TIPS: Page 3

NEW SQUIDGY'S: Page 5

PRINT ME'S: Page 6

ZIPIES: Page 8

FESTIVE: Page 10

TRADITIONAL BEARS: Page 12

COMFORTERS & BLANKETS: Page 14

PRODUCT INFO: Page 16

PRODUCT GUIDE: Page 18

All Mumbles are tested and comply to EN71 Toy Safety regulations and present CE and UKCA markings on all labels, this means the toys undergo rigorous testing to ensure that the products are safe for the use of children and free from choking hazards.

The majority of our toys are suitable for all ages, refer to age listed on each product.

## HOW TO DECORATE

All styles are EN71 certified, CE certified, UKCA certified and suitable for +0 months.

See product page for specific style age suitability.

Due to the variety of decoration materials and applications available, when personalisation is added, it is recommended to use an EN71 tested application which should ensure that the age restriction remains the same.

Without re-testing they will be suitable for +36 months.

### PRINT

	<p><b>STEP 1</b> CHOOSE YOUR TOY</p>	<p><b>1. SUBLIMATION PRINT</b></p> <p>2. Once the design has been printed, tear the edges of the sublimation paper to avoid impressions being made on the fur.</p> <p>3. Place design onto the toy and cover with a protection sheet to avoid the fur burning. In addition, place a piece of suitable fabric over the animal to avoid the pile flattening.</p> <p>4. Heat the press to <b>185°C and press for 60 seconds</b>, if you are using additional fabric to protect the pile, press for 90 seconds as the fabric will absorb the heat.</p> <p>5. Remove the protection sheet and peel off the sublimation paper to reveal the design.</p>	<p><b>1. DTF OR VINYL PRINTING</b></p> <p>2. For best vinyl results, use a product with a thicker adhesive e.g a flock or glitter, this helps the glue reach the root of the fur.</p> <p>3. Place design onto the toy and cover with a protection sheet to avoid the fur burning. In addition, place a piece of suitable fabric over the animal to avoid the pile flattening.</p> <p>4. Heat the press to <b>185°C and press for 15 seconds</b>, if you are using additional fabric to protect the pile, press for 30 seconds as the fabric will absorb the heat.</p> <p>5. Peel off the backing and return the protection sheet before re-pressing for a further <b>10 seconds</b> to seal the design.</p>
	<p><b>STEP 2</b> PLATE UP</p>		
	<p><b>STEP 3</b> ENJOY</p>		

### EMBROIDER

	<p><b>STEP 1</b> CHOOSE YOUR TOY</p>		<p><b>STEP 2</b> UNZIP AND REMOVE THE STUFFING</p>	<p><b>1. EMBROIDERY</b></p> <p>2. Frame up the toy ensuring the fabric is pulled taut and no excess has been caught in the hoop or square.</p> <p>3. Use a sheet of backing underneath the animal to stabilise the fur.</p> <p>4. Use a sheet of water soluble aquafilm on top of the animal to let your stitches stay proud and not sink into the fur.</p> <p>5. Once fixed to the machine make sure it is positioned straight, a laser needle will help. Alternatively, mark up a piece of a tape with a + to line up and remove before sewing.</p> <p>6. Once stitching is complete, the backing can be torn off and the aquafilm can be dissolved.</p> <p>7. Return stuffing into the toy.</p>
	<p><b>STEP 3</b> FRAME UP</p>		<p><b>STEP 4</b> ADD BACKING, AQUAFILM AND CENTRE MARK</p>	
	<p><b>STEP 5</b> RETURN THE STUFFING</p>		<p><b>STEP 6</b> ENJOY</p>	

\*Above are suggested methods of decorating, requirements may vary depending on the model and type of equipment you are using.



MM800 OCTOPUS



MM800 BUTTERFLY



MM800 PONY



MM800 CAT & DOG



MM800 WISE OWL

# NEW MM800 SQUIDGY'S



The Squidgy's range is made using 95% Polyester/ 5% Elastane, designed with a zip on the back and are stuffed with sealed, removable pads to allow for direct embroidery and vinyl, DTF and sublimation printing.



OCTOPUS  
29cm|0+



BUTTERFLY  
29cm|0+



WISE OWL  
29cm|0+



DOG  
29cm|0+



CAT  
29cm|0+



PONY  
29cm|0+



ELF  
29cm|0+



DEER  
29cm|0+

# MM060 PRINT ME'S



Print Me's are made with a flatter, 100% polyester fur pile on the tummy for direct vinyl, DTF and sublimation printing.



LAMB  
19cm | 0+



COW  
21cm | 0+



CAT  
21cm | 0+



HIGHLAND COW  
23cm | 0+



KANGAROO  
21cm | 0+



KOALA  
24cm | 0+



SLOTH  
24cm | 0+



ORGANGUTAN  
21cm | 0+



GIRAFFE  
20cm | 0+



LION  
20cm | 0+



DRAGON  
22cm | 0+



RAINBOW BEAR  
20cm | 0+



WHITE BUNNY  
20cm | 0+



BLUE BUNNY  
20cm | 0+



PINK BUNNY  
20cm | 0+



GREY BUNNY  
20cm | 0+



WHITE TEDDY  
23cm | 0+



BLUE TEDDY  
24cm | 0+



PINK TEDDY  
24cm | 0+



UNICORN  
20cm | 0+



OWL  
22cm | 0+



TEDDY  
20cm | 0+



DOG  
20cm | 0+



ELEPHANT  
20cm | 0+




MM061  
ECO POLAR BEAR  
22cm | 0+



# ZIPPIES



The full Zippies range is made in 100% Polyester, designed with a zip around the base and are stuffed with sealed, removable pads to allow for direct embroidery and vinyl, DTF and sublimation printing. The stuffing has 3 different variations depending on the design of the toy, each style is listed with the relevant code.



**1 PAD**  
ONLY BODY STUFFING,  
HEAD IS FIXED



**1 PAD**  
JOINT BODY AND  
HEAD STUFFING



**2 PAD**  
SEPARATE BODY AND  
HEAD STUFFING



MM050 32cm|0+ ①



MM050 32cm|0+ ①



MM550 50cm|0+ ①



MM051 32cm|0+ ②



MM052 32cm|0+ ②



MM053 33cm|0+ ①



MM054 30cm|0+ ②



MM555 30cm|0+ ③



MM556 40cm|0+ ③



MM556 40cm|0+ ③



MM556 40cm|0+ ③



MM558 32cm|0+ ③



MM561 42cm|0+ ③



MM564 34cm|0+ ①



MM565 37cm|0+ ②



MM569 30cm|0+ ②



MM570 34cm|0+ ③



MM572 31cm|0+ ①



MM574 33cm|0+ ②



MM575 32cm|0+ ①



MM576 35cm|0+ ③



MM578 30cm|0+ ③



MM579 34cm|0+ ②



MM580 33cm|0+ ②

# festive friends



## TRADITIONAL



MM033  
21cm | 0+

## ZIPPIES

① ② ③

SEE PAGE 8 FOR  
STUFFING BREAKDOWN



MM560  
32cm|0+



MM563  
33cm|0+



MM573  
35cm|0+



MM567  
32cm|0+



MM566  
32cm|0+

## PRINT ME'S



MM060  
REINDEER  
21cm|0+



MM060  
PENGUIN  
22cm|0+

## SQUIDGY'S



MM800  
ELF  
29cm|0+



MM800  
DEER  
29cm|0+

# TRADITIONAL BEARS

personalise  
me  
ADD CLOTHING



MM001  
S 13cm | M 22cm | L 32cm  
0+



MM016  
S 13cm | M 22cm  
0+



MM032  
S 20cm | M 30cm | L 40cm  
0+



MM018  
M 26cm  
0+



MM003  
M 23cm  
0+



MM030 (T-SHIRT INCLUDED)  
S 16cm | M 23cm  
0+



MM023 (TEDDY T-SHIRT INCLUDED)  
TEDDY | 10cm | +36 months  
BUNNY | 10cm | +36 months



MM024 (T-SHIRT INCLUDED)  
XXXL 62cm  
0+



MM021 (T-SHIRT INCLUDED)  
M 19cm | L 24cm  
0+

## CLOTHING

\* BEAR NOT INCLUDED



MM083  
TEDDY JUMPER  
+36 months

NAVY	CREAM	WHITE
M L	M L	S M L
B.BLUE	B.PINK	
M	M	



MM071  
TEDDY T-SHIRT  
+36 months

BLACK	NAVY	ROYAL	B.BLUE	WHITE
S M	S M L	S M	M	S M L
BOTTLE	FUCHSIA	RED	B.PINK	SUB WHT
M	S M L	S M L	M	S M L



MM088  
TEDDY HOODIE  
+36 months

NAVY	RED
M L	M L

# COMFORTERS & BLANKETS



MM019  
35 x 32cm | 0+



MM020  
30 x 30cm | 0+



MM701  
31 x 31cm | 0+



MM700  
26 x 26cm | 0+



MM700  
26 x 26cm | 0+



MM751  
75 X 75cm | 0+



MM751  
75 X 75cm | 0+

# BLANKET SETS



MM034  
22cm | 0+  
BLANKET: 90 X 75cm



MM606  
30cm | 0+  
BLANKET: 90 X 75cm



MM606  
30cm | 0+  
BLANKET: 90 X 75cm

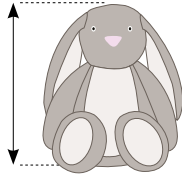


MM606



# PRODUCT INFO

ALL SIZES IN CMS



Soft toys are measured from the head to the bottom in seated position.

	S	M	L	AGE	PADS
MM001 BRACKEN BEAR	13	22	32	+0+	
MM003 BRUMBLE BEAR		23		0+	
MM016 JOINTED BEAR	13	22		0+	
MM018 RABBIT		26		0+	
MM019 LAMB COMFORTER		35 x 32		0+	
MM020 MONKEY COMFORTER		30 x 30		0+	
MM021 HONEY BEAR		19	24	0+	
MM023 BUNNY	10			+36 m	
MM023 TEDDY	10			+36 m	
MM024 SUPER HONEY BEAR			62	0+	
MM030 BEAR IN A T-SHIRT	16	23		0+	
MM032 VELVET BEAR	20	30	40	0+	
MM033 REINDEER		21		0+	
MM034 RABBIT BLANKET		22		0+	
MM050 BUNNY			32	0+	1
MM051 TEDDY			32	0+	2
MM052 DOG			32	0+	2
MM053 DINOSAUR			33	0+	1
MM054 OWL			30	0+	2
MM060 GREY BUNNY		20		0+	
MM060 WHITE BUNNY		20		0+	
MM060 CAT		21		0+	
MM060 ELEPHANT		20		0+	
MM060 GIRAFFE		20		0+	
MM060 LION		20		0+	
MM060 OWL		22		0+	
MM060 PENGUIN		22		0+	
MM060 RAINBOW BEAR		20		0+	
MM060 UNICORN		20		0+	
MM060 REINDEER		21		0+	
MM060 TEDDY		22		0+	
MM060 WHITE TEDDY		23		0+	
MM060 PINK TEDDY		24		0+	
MM060 BLUE TEDDY		24		0+	
MM060 HIGHLAND COW		23		0+	
MM060 KOALA BEAR		24		0+	
MM060 KANGAROO		21		0+	
MM060 LAMB		19		0+	
MM060 SLOTH		24		0+	
MM060 COW		21		0+	

	S	M	L	AGE	PADS
MM060 DRAGON		22		0+	
MM060 ORANGUTAN		21		0+	
MM060 DOG		20		0+	
MM060 PINK BUNNY		20		0+	
MM060 BLUE BUNNY		20		0+	
MM061 POLAR BEAR		22		0+	
MM550 GIANT BUNNY			50	0+	1
MM555 RAINBOW BEAR			30	0+	3
MM556 BABY BEAR			40	0+	3
MM558 ELEPHANT			32	0+	3
MM560 REINDEER			32	0+	1
MM561 ANGEL			42	0+	3
MM563 FATHER CHRISTMAS			33	0+	2
MM564 GIRAFFE			34	0+	1
MM565 HIGHLAND COW			37	0+	2
MM566 PENGUIN			32	0+	1
MM567 SNOWMAN			32	0+	1
MM569 LION			30	0+	2
MM570 UNICORN			34	0+	3
MM572 SLOTH			31	0+	1
MM573 CHRISTMAS BEAR			35	0+	3
MM574 KOALA BEAR			33	0+	2
MM575 KANGAROO			32	0+	1
MM576 LAMB			35	0+	3
MM578 COW			30	0+	3
MM579 DRAGON			34	0+	2
MM580 ORANGUTAN			33	0+	2
MM606 HIPPO			30	0+	
MM700 ANIMAL COMFORTER		26 x 26		0+	
MM701 BABY COMFORTER		31 x 31		0+	
MM751 ANIMAL BLANKET		75 x 75		0+	
MM800 DEER			29	0+	
MM800 ELF			29	0+	
MM800 CAT			29	0+	
MM800 DOG			29	0+	
MM800 OCTOPUS			29	0+	
MM800 BUTTERFLY			29	0+	
MM800 WISE OWL			29	0+	
MM800 PONY			29	0+	



Zippie stuffings pads are manufactured with 3 different variations depending on the design of the toy, each style is listed with the relevant code.



**1 PAD**  
BODY STUFFING,  
HEAD IS FIXED



**1 PAD**  
JOINT BODY AND  
HEAD STUFFING



**2 PADS**  
SEPARATE BODY AND  
HEAD STUFFING



Don't forget all of our high quality images are available on the cloud. Log in to - [cloud.henbury.com](https://cloud.henbury.com)

[the-mumbles.co.uk](https://www.the-mumbles.co.uk)


Contact us E: [marketing@henbury.com](mailto:marketing@henbury.com)

For more great quality and style, check out our full portfolio at [HENBURYBRANDS.COM](https://HENBURYBRANDS.COM)

**HENBURY BRANDS**



MM030



MM700



MM564 | MM580 | MM569 | MM572 | MM558 | MM060

# PRODUCT GUIDE



MM001 | Page 12



MM003 | Page 12



MM016 | Page 12



MM060 Print Me  
Page 7



MM060 Print Me  
Page 7



MM060 Print Me  
Page 7



MM060 Print Me  
Page 6



MM060 Print Me  
Page 6



MM061 Print Me  
Page 7



MM018 | Page 12



MM019 | Page 14



MM020 | Page 14



MM021 | Page 12



MM023 | Page 12



MM024 | Page 12



MM550 Giant Zippie  
Page 8



MM555 Zippie  
Page 9



MM556 Zippie  
Page 9



MM558 Zippie  
Page 9



MM560 Zippie  
Page 11



MM561 Zippie  
Page 9



MM030 | Page 13



MM032 | Page 13



MM033 | Page 11



MM034 | Page 15



MM050 Zippie  
Page 8



MM051 Zippie  
Page 8



MM563 Zippie  
Page 11



MM564 Zippie  
Page 9



MM565 Zippie  
Page 9



MM566 Zippie  
Page 11



MM567 Zippie  
Page 11



MM569 Zippie  
Page 9



MM052 Zippie  
Page 8



MM053 Zippie  
Page 9



MM054 Zippie  
Page 9



MM060 Print Me  
Page 6



MM060 Print Me  
Page 6



MM060 Print Me  
Page 7



MM570 Zippie  
Page 9



MM572 Zippie  
Page 9



MM573 Zippie  
Page 11



MM574 Zippie  
Page 9



MM575 Zippie  
Page 9



MM576 Zippie  
Page 9



MM060 Print Me  
Page 7



MM060 Print Me  
Page 7



MM060 Print Me  
Page 7



MM060 Print Me  
Page 11



MM060 Print Me  
Page 11



MM060 Print Me  
Page 7



MM578 Zippie  
Page 9



MM579 Zippie  
Page 9



MM580 Zippie  
Page 9



MM606 | Page 15



MM700 | Page 14



MM701 | Page 14



MM060 Print Me  
Page 7



MM060 Print Me  
Page 7



MM060 Print Me  
Page 6



MM060 Print Me  
Page 6



MM060 Print Me  
Page 6



MM060 Print Me  
Page 7



MM751 | Page 14



MM800 | Page 5



MM800 | Page 5



MM800 | Page 5



MM800 | Page 5



MM800 | Page 5



MM060 Print Me  
Page 6



MM060 Print Me  
Page 6



MM060 Print Me  
Page 6



MM060 Print Me  
Page 7



MM060 Print Me  
Page 7



MM060 Print Me  
Page 7



MM800 | Page 5



MM800 | Page 5



MM800 | Page 5



MM071 | Page 13



MM083 | Page 13



MM088 | Page 13



[the-mumbles.co.uk](http://the-mumbles.co.uk)